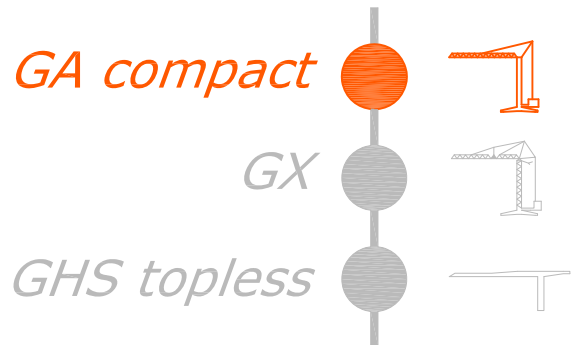


GRU A TORRE

GA 134

GRU AUTOMATICA CON
MONTAGGIO IDRAULICO



0 - 4000 kg



TII

FBGRU

LIFT YOUR GOALS!

FB F.lli Butti s.r.l.

Via XXV Aprile, 58

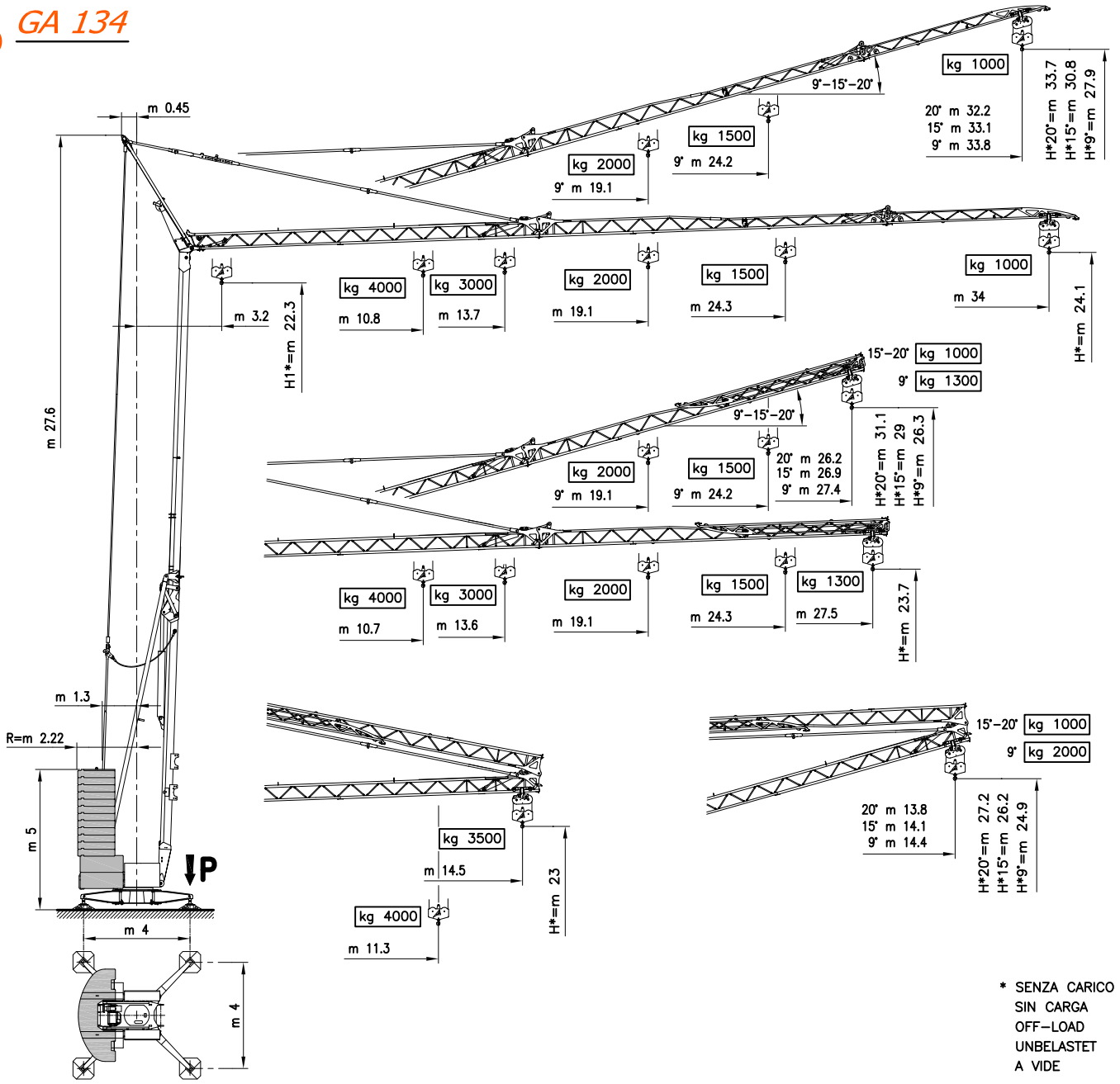
23868 Valmadrera (LC) - Italia

Tel. 0341.581108 - Fax 0341.200253

E-mail : fbgru@fbgru.it - <http://www.fbgru.it>

CE

FEM 1.001 - A3
EN 14439 - C25



* SENZA CARICO
 SIN CARGA
 OFF-LOAD
 UNBELASTET
 A VIDE

P	
kg 28360	kg 22325
<i>In servizio</i>	<i>Fuori servizio</i>
En servicio	Fuera de servicio
In service	Out of service
In betrieb	Außer betrieb
En service	Hors service

 N° 12x1800 N° 2x1700 N° 2x1920 kg 43050	 kg 14210

LA GRU LA GRÚA — CRANE
 KLAN — GRUE



MOVIMENTO MOVIMIENTO MOVEMENT BEWEGUNG MOUVEMENT	ALIMENTAZIONE ALIMENTACION OPERATING VOLTAGE BETRIEBSSPANNUNG TENSION DE SERVICE	PRESTAZIONI FUNCIONAMIENTOS PERFORMANCES LEISTUNGEN EXÉCUTIONS	
---	---	---	--

SOLLEVAMENTO ELEVACION – HOISTING HEBEN – LEVAGE INVERTER	400 V 50 Hz	1 ^a m/1' - kg	2 ^a m/1' - kg	3 ^a m/1' - kg	4 ^a m/1' - kg	kW 15
		4	16	34	46	
		4000	4000	2000	1000	

CARRELLO CARRILLO – JIB TROLLEY LAUFKATZE – DISTRIBUTION INVERTER	400 V 50 Hz	1 ^a m/1'	2 ^a m/1'	3 ^a m/1'	kW 3
		19	42	61	

ROTAZIONE ROTACION – SLEWING DREHEN – ORIENTATION INVERTER	400 V 50 Hz	1 ^a g/1'	2 ^a g/1'	3 ^a g/1'	kW 3
		0 → 0.15	0.15 → 0.45	0.45 → 0.89	



Conforme alle direttive
CEE sul livello acustico
2000/14/CE

Conforme con las directivas
CEE sobre el nivel acustico

In compliance with the EEC
instructions on noise level

Gemass EWG-Richtlinien für
den Schall-Leistungspegel

Conforme aux directives CEE
sur le niveau acoustique

CURVE DI CARICO

CURVAS DE CARGAS – LOAD DIAGRAMS LASTKURVEN – COURBES DE CHARGES

V34

	m	3.2	4	6	8	10.8	12	13	15	17	18	19.1	22	24	26	28	30	32	34
	kg	4000					3520	3195	2688	2310	2156	2000	1692	1523	1382	1264	1163	1075	1000

	m	3.2	4	6	8	10	12	13	14	16	18	19.1	22	24	26	28	30	32	33.8
	kg	2000											1683	1513	1371	1252	1150	1062	1000

	m	3.2	5	10	15	20	25	30	33.1
	kg	1000							

	m	3.2	5	10	15	20	25	32.2
	kg	1000						

(0 - 4000 kg)

POTENZA RICHIESTA

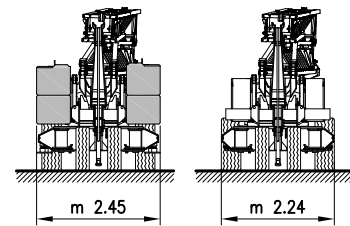
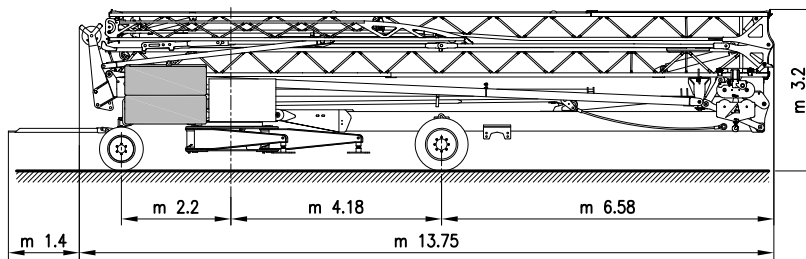
POTENCIA-ELECTRICA NECESARIA – NECESSARY ELECTRIC POWER KRAFTBEDARF – PUISSANCE ELECTRIQUE NECESSAIRE

	SOLLEVAMENTO ELEVACION – HOISTING – HEBEN – LEVAGE	kg 4000
	14 kw 400 V - 50 Hz	

TRASPORTO TRANSPORTE — TRANSPORT
TRANSPORT — TRANSPORT

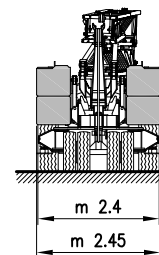
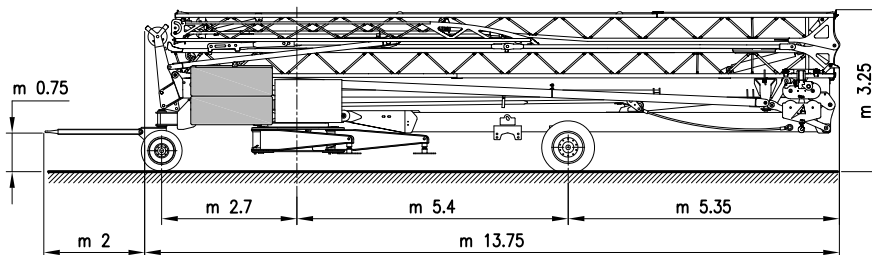
5

km/h



25

km/h



MONTAGGIO MONTAJE — ERECTION
MONTAGE — MONTAGE

